




The **Reception** area is the welcome page or “lobby” of our event. Find out what’s happening and when:

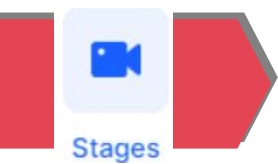
- Welcome message
- Sponsors
- Schedule

You will have access to the scheduled events 5 minutes before the scheduled start time. Make sure you scroll through to the bottom so you don’t miss any important information!




Stages are where the NRE Sprints will showcase all the amazing, creative submissions from students. They will be available for viewing throughout the NRE event.


- Build and Design a Robot
- Coding a Robot
- Balance Challenge
- Virtual Scavenger Hunt
- Creative Arts



In **Sessions**, you will see the scheduled NRE events, which will allow you to enter the live sessions. Look for the red flag that says **LIVE!**



Networking is designed to recreate the “coffee-in-the-lobby” conversations or watercooler chats that are important at an in-person event to allow the Adult ticket holders to connect.



The Expo area is a place where you can check out different companies and learn what they do. Some of these companies will have activities and speakers.

